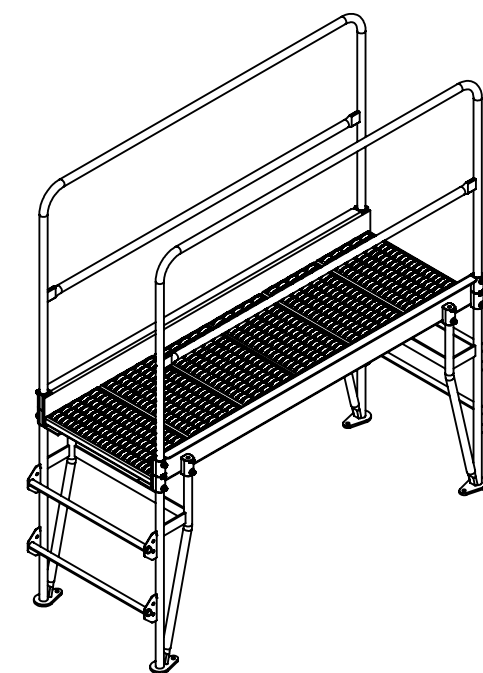
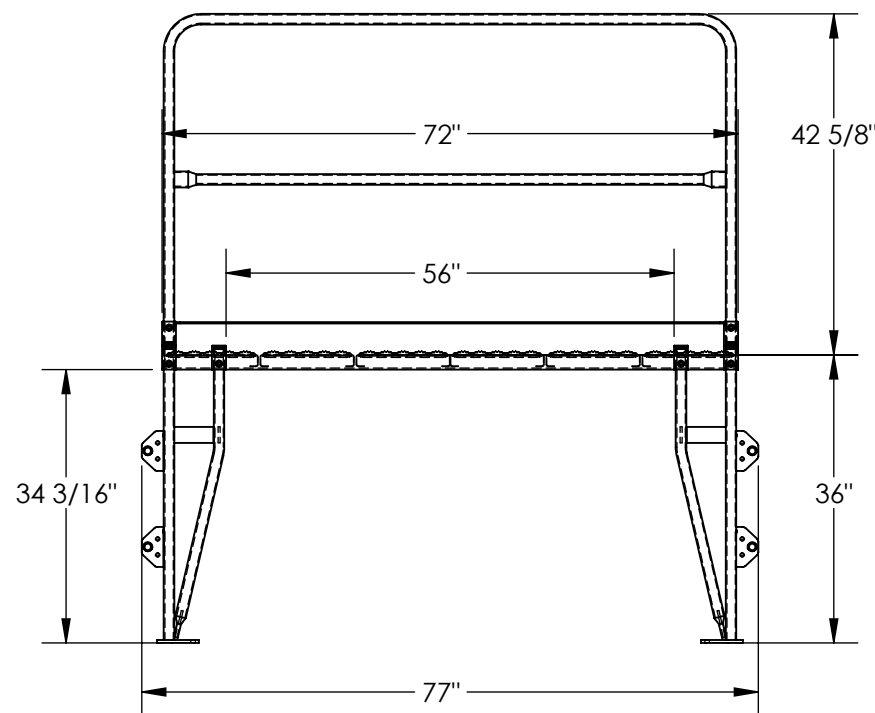
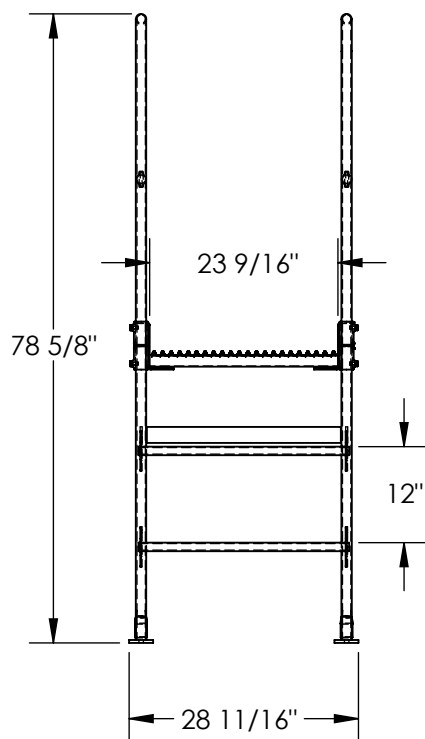


# CROSS OVER LADDER, VERTICAL - COLV-3-34-56

APPROX WEIGHT: 307.46 lbs.  
DOES NOT INCLUDE WEIGHT OF POWER OR PACKAGING!!!

\*\*\* ANY ADDITIONS, DELETIONS, OR OMISSIONS MUST BE CORRECTED ON THIS DRAWING AS THIS DRAWING WILL BE CONSIDERED ALL INCLUSIVE \*\*\*

ALL GRAPHICS PROVIDED ARE FOR REFERENCE ONLY. IF CERTAIN DIMENSIONS ARE CRITICAL PLEASE VERIFY THOSE DIMENSIONS WITH YOUR SALESPERSON



DIMENSION TOLERANCE  $\pm 1/4$ "

## NOTE

UNIT MUST BE ANCHORED TO THE FLOOR!!!  
Ø9/16" MOUNTING HOLES  
4 TOTAL MOUNTING HOLES PER STANDARD UNIT  
1 MOUNTING HOLE PER CORNER BRACKET

## SPECIAL FEATURES

NONE

FOR INTERNAL USE ONLY PROJECT SIGN OFF	
SALES	
ENG.	
FAB.	
POWER	

APPROVAL

I, THE UNDERSIGNED, AGREE THAT THE PRODUCT AS REPRESENTED SATISFIES DESIGN AND DIMENSION REQUIREMENTS. I ALSO ACKNOWLEDGE MY DUTY TO CONFIRM PRODUCT AND INSTALLATION COMPLIANCE WITH ALL APPLICABLE FEDERAL, STATE AND LOCAL REGULATIONS AND STANDARDS.

**ANY MODIFIED UNITS ARE NON-RETURNABLE**

[ ] As drawn [ ] As marked

Signed: \_\_\_\_\_ Date: \_\_\_\_\_

Printed Name: \_\_\_\_\_

LEAD TIME WILL START UPON RECEIPT OF SIGNED APPROVAL DRAWING

DISTRIBUTOR'S NAME:

VESTIL MANUFACTURING

DRAWN BY: BCN

DATE: 5/21/2018

REFERENCE: X

SCALE: 1:24

QUOTED LEAD TIME: X

QUOTE # X

P.O.# X

W.O.# X

SALES: X

FILE NAME:

44-007-604

## STANDARD FEATURES

MODEL NUMBER IS COLV-3-34-56

OVERALL SIZE IS

28 11/16"W x 77" L x 78 5/8" H

CLEARANCE SPAN IS 56" x 34 3/16"

TOP PLATFORM HEIGHT IS 36"

STEP HEIGHT SPACING IS 12"

STEP & PLATFORM WIDTH IS 23 9/16"

HANDRAIL HEIGHT IS 42 5/8"

PLATFORM LENGTH IS 72"

ALL PLATFORM STEPS ARE SERRATED STEEL

TOP HALF OF STEPS COVERED IN GRIP MATERIAL

KNOCK DOWN HANDRAILING

(UNIT SHIPS KNOCKED DOWN, ASSEMBLY REQUIRED)

UNIFORM CAPACITY IS 500 LBS

TOUGH BAKED IN POWDER COATED YELLOW FINISH