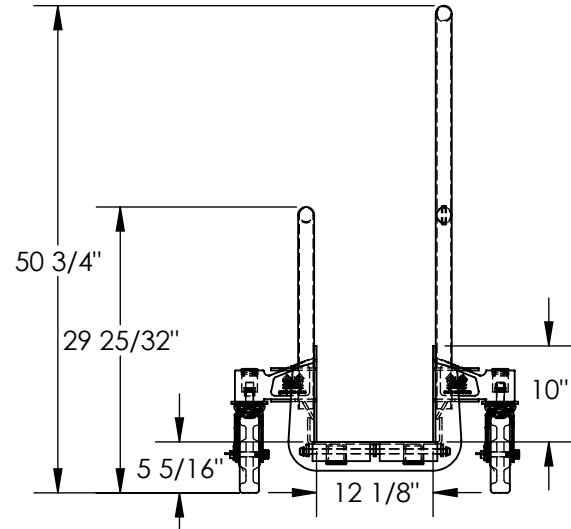
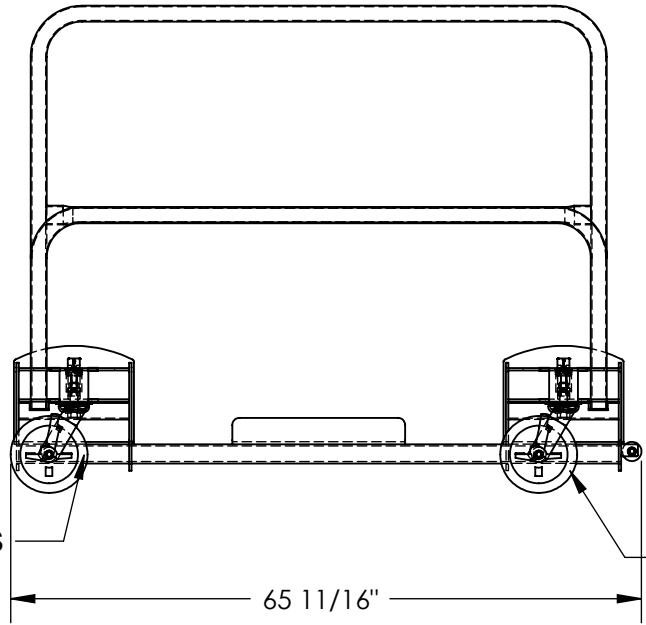
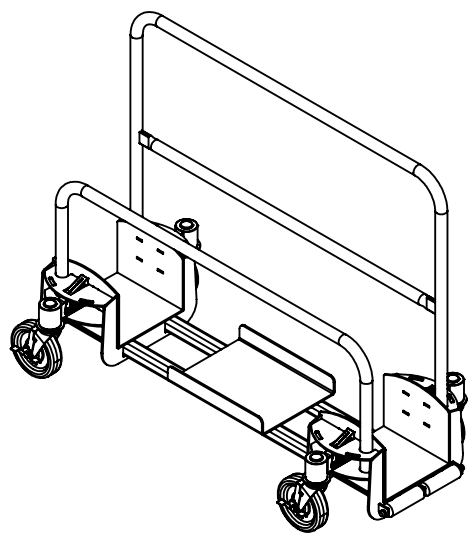
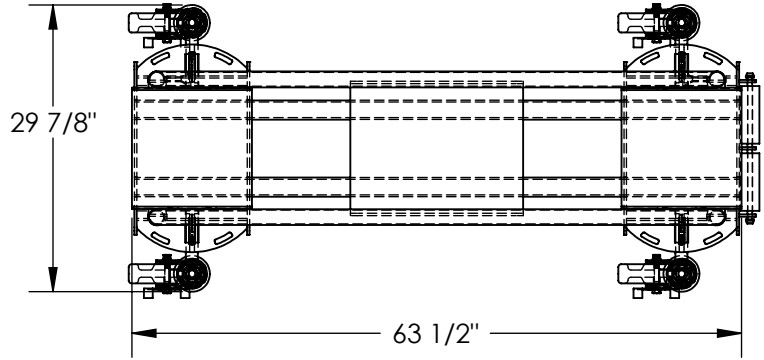


EASY LOAD MATERIAL CART - DWC-EL-60

APPROX WEIGHT: 279.98 lbs.
DOES NOT INCLUDE WEIGHT OF POWER OR PACKAGING!!!

ANY ADDITIONS, DELETIONS, OR OMISSIONS MUST BE CORRECTED ON THIS DRAWING AS THIS DRAWING WILL BE CONSIDERED ALL INCLUSIVE



FOR INTERNAL USE ONLY PROJECT SIGN OFF	
SALES	
ENG.	
FAB.	
POWER	

ALL GRAPHICS PROVIDED ARE FOR REFERENCE ONLY. IF CERTAIN DIMENSIONS ARE CRITICAL PLEASE VERIFY THOSE DIMENSIONS WITH YOUR SALESPERSON

STANDARD FEATURES

- MODEL NUMBER IS DWC-EL-60
- CAPACITY IS: 2000 LBS.
- MAX. LOAD SIZE HEIGHT IS: 72"
- OVERALL WIDTH IS: 29 7/8"
- USABLE (DECK) WIDTH IS: 12 1/8"
- OVERALL LENGTH IS: 65 11/16"
- USABLE (DECK) LENGTH IS: 63 1/2"
- OVERALL HEIGHT IS: 50 3/4"
- STANDARD WITH 2 EASY-ROLL ENTRY ROLLERS
- FRAME HAS TOUGH BAKED IN POWDER COATED BLUE FINISH
- HANDRAILS HAVE TOUGH BAKED IN POWDER COATED YELLOW FINISH
- REMOVABLE HANDRAILS
- 2 SWIVEL 8" x 2" PHENOLIC CASTERS
- 2 RIGID 8" x 2" PHENOLIC CASTERS

SPECIAL FEATURES

NONE

APPROVAL	I, THE UNDERSIGNED, AGREE THAT THE PRODUCT AS REPRESENTED SATISFIES DESIGN AND DIMENSION REQUIREMENTS. I ALSO ACKNOWLEDGE MY DUTY TO CONFIRM PRODUCT AND INSTALLATION COMPLIANCE WITH ALL APPLICABLE FEDERAL, STATE AND LOCAL REGULATIONS AND STANDARDS.	
	UNITS REQUIRING APPROVAL DRAWINGS OR MODIFIED ARE NON-RETURNABLE	
	[] As drawn [] As marked	
	Signed: _____ Date: _____	
Printed Name: _____		
LEAD TIME WILL START UPON RECEIPT OF SIGNED APPROVAL DRAWING		

DISTRIBUTOR'S NAME:		P.O.#
VESTIL MANUFACTURING		X
DRAWN BY: TJM		W.O.#
DATE: 9/28/09		X
REFERENCE: X	SCALE: 1:20	SALES: X
QUOTED LEAD TIME: X	QUOTE # X	FILE NAME: 16-007-230