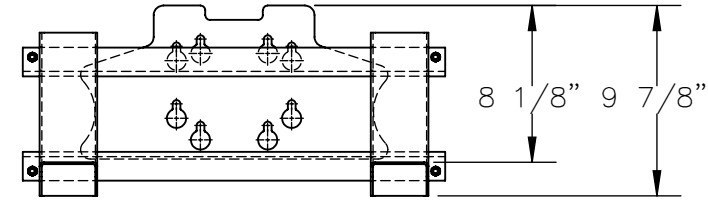
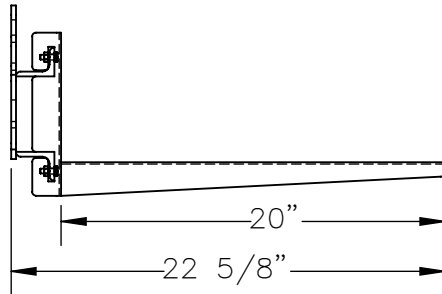
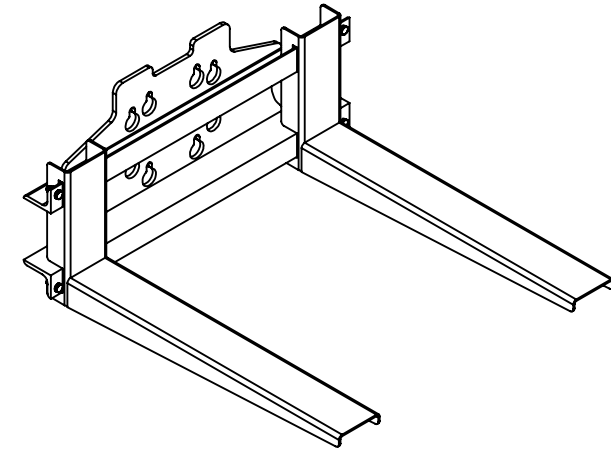
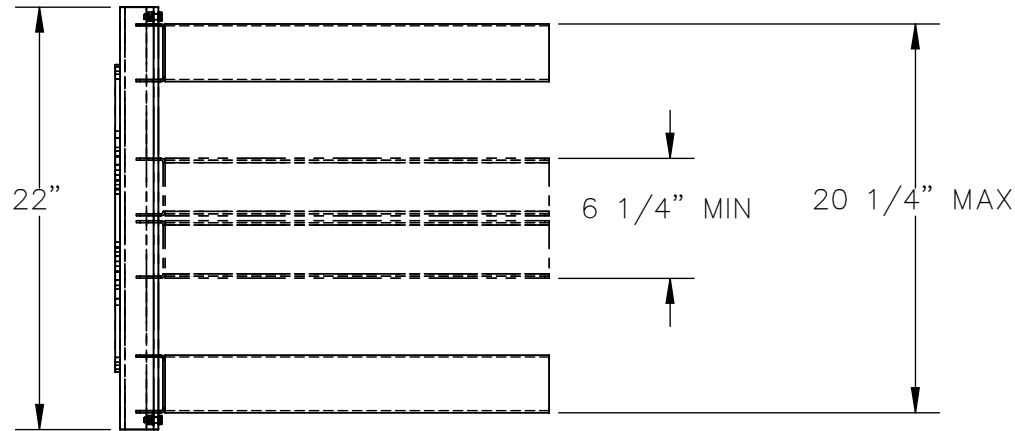


STEEL ADJUSTABLE FORK ATTACHMENT - PEL-AFK

APPROX WEIGHT: 26 lbs.
DOES NOT INCLUDE WEIGHT OF POWER OR PACKAGING!!!

*** ANY ADDITIONS, DELETIONS, OR OMISSIONS MUST BE CORRECTED ON THIS DRAWING AS THIS DRAWING WILL BE CONSIDERED ALL INCLUSIVE ***

ALL GRAPHICS PROVIDED ARE FOR REFERENCE ONLY. IF CERTAIN DIMENSIONS ARE CRITICAL PLEASE VERIFY THOSE DIMENSIONS WITH YOUR SALESPERSON



DIMENSION TOLERANCE ± 1/4"

STANDARD FEATURES

- MODEL NUMBER IS PEL-AFK
- OVERALL WIDTH IS 22"
- USABLE WIDTH:
- MAXIMUM IS 20 1/4"
- MINIMUM IS 6 1/4"
- OVERALL LENGTH IS 22 5/8"
- USABLE LENGTH IS 20"
- OVERALL HEIGHT IS 9 7/8"
- USABLE HEIGHT IS 8 1/8"
- DURABLE BAKED IN POWDER COAT
- YELLOW FINISH
- MAX CAPACITY DETERMINED BY BASE MODELS:
- PEL-88 & PEL-88-A: 175 LBS
- PEL-100 & PEL-100-A: 125 LBS
- PEL-400-57/72: 400 LBS

SPECIAL FEATURES

NONE

A P P R O V A L	I, THE UNDERSIGNED, AGREE THAT THE PRODUCT AS REPRESENTED SATISFIES DESIGN AND DIMENSION REQUIREMENTS. I ALSO ACKNOWLEDGE MY DUTY TO CONFIRM PRODUCT AND INSTALLATION COMPLIANCE WITH ALL APPLICABLE FEDERAL, STATE AND LOCAL REGULATIONS AND STANDARDS.	
	UNITS REQUIRING APPROVAL DRAWINGS OR MODIFIED ARE NON-RETURNABLE	
	[] As drawn [] As marked	
	Signed: _____	Date: _____
	Printed Name: _____	
<i>LEAD TIME WILL START UPON RECEIPT OF SIGNED APPROVAL DRAWING</i>		

DISTRIBUTOR'S NAME:		P.O.#
VESTIL MANUFACTURING		X
		W.O.#
DRAWN BY: DJS		X
DATE: 06/23/2026		SALES: X
REFERENCE: X	SCALE: 1:10	FILE NAME:
QUOTED LEAD TIME: X	QUOTE # X	21-007-206