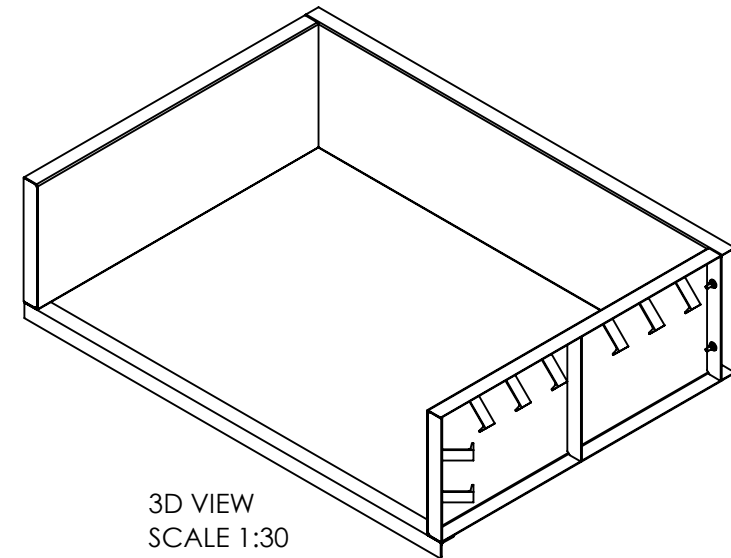
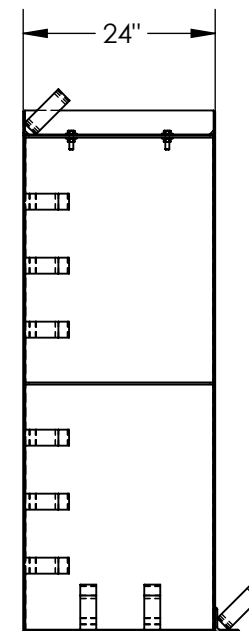
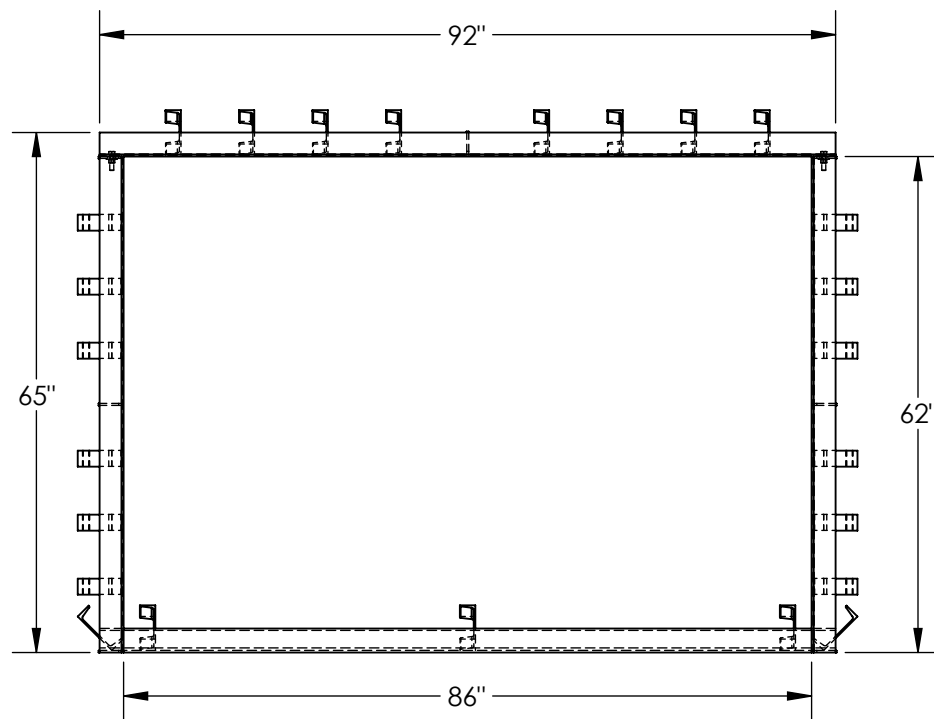


POUR-IN-PLACE SHELL INSTALLATION - SS/76

APPROX WEIGHT: 353.69 lbs.
DOES NOT INCLUDE WEIGHT OF POWER OR PACKAGING!!!

*** ANY ADDITIONS, DELETIONS, OR OMISSIONS MUST BE CORRECTED ON THIS DRAWING AS THIS DRAWING WILL BE CONSIDERED ALL INCLUSIVE ***

ALL GRAPHICS PROVIDED ARE FOR REFERENCE ONLY. IF CERTAIN DIMENSIONS ARE CRITICAL PLEASE VERIFY THOSE DIMENSIONS WITH YOUR SALESPERSON



FOR INTERNAL USE ONLY PROJECT SIGN OFF	
SALES	
ENG.	
FAB.	
POWER	

STANDARD FEATURES

MODEL NUMBER IS SS/76
OVERALL WIDTH IS 92"
USABLE WIDTH IS 86"
OVERALL LENGTH IS 65"
USABLE LENGTH IS 62"
OVERALL HEIGHT IS 24"
INNER & UPPER FACES FEATURE
DURABLE LIQUID PAINT BROWN FINISH

NOTE: UNIT SHIPS UNASSEMBLED.
ASSEMBLY TO BE COMPLETED BY THE INSTALLER

****NOTE: THIS POUR IN PLACE
STEEL SHELL IS TO BE INSTALLED
CONCURRENTLY WITH THE POURING
OF THE CONCRETE FOR THE PIT****

DIMENSION TOLERANCE $\pm 1/4"$

**A
P
P
R
O
V
A
L**

I, THE UNDERSIGNED, AGREE THAT THE PRODUCT AS REPRESENTED SATISFIES DESIGN AND DIMENSION REQUIREMENTS. I ALSO ACKNOWLEDGE MY DUTY TO CONFIRM PRODUCT AND INSTALLATION COMPLIANCE WITH ALL APPLICABLE FEDERAL, STATE AND LOCAL REGULATIONS AND STANDARDS.

ANY MODIFIED UNITS ARE NON-RETURNABLE

[] As drawn [] As marked

Signed: _____ Date: _____

Printed Name: _____

LEAD TIME WILL START UPON RECEIPT OF SIGNED APPROVAL DRAWING

DISTRIBUTOR'S NAME:		P.O.#
VESTIL MANUFACTURING		X
DRAWN BY: SJA		W.O.#
DATE: 10/30/2014		X
REFERENCE: X	SCALE: 1:24	SALES: X
QUOTED LEAD TIME: X	QUOTE # X	FILE NAME:
		07-007-075

SPECIAL FEATURES

NONE