

# SAFETY SWING GATE - SSG-11-BK

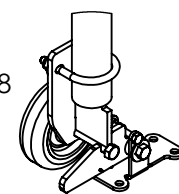
APPROX WEIGHT: 71.82 lbs.  
DOES NOT INCLUDE WEIGHT OF POWER OR PACKAGING!!!

\*\*\* ANY ADDITIONS, DELETIONS, OR OMISSIONS MUST BE CORRECTED ON THIS DRAWING AS THIS DRAWING WILL BE CONSIDERED ALL INCLUSIVE \*\*\*

ALL GRAPHICS PROVIDED ARE FOR REFERENCE ONLY. IF CERTAIN DIMENSIONS ARE CRITICAL PLEASE VERIFY THOSE DIMENSIONS WITH YOUR SALESPERSON



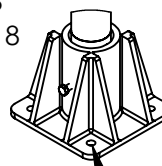
DETAIL A  
SCALE 1 : 8



Ø1 1/32" HOLES FOR  
MOUNTING LATCH TO FLOOR  
(4-PLACES)

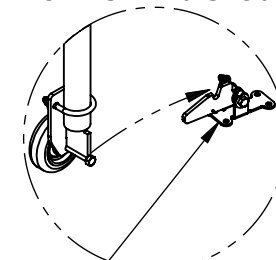
DEPRESS RELEASE LEVER  
TO OPEN GATE

DETAIL B  
SCALE 1 : 8



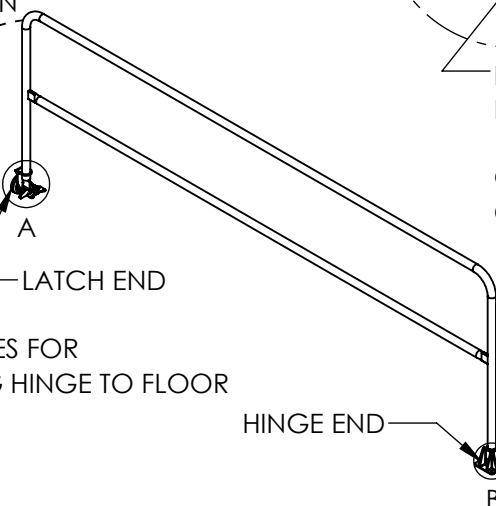
Ø3/8" HOLES FOR  
MOUNTING HINGE TO FLOOR  
(4-PLACES)

LATCH END SHOWN  
BEFORE GATE IS CLOSED



LATCH MAY  
BE ROTATED  
180° TO ALLOW  
GATE OPENING IN  
OPP. DIRECTION

OPENING  
DIRECTION

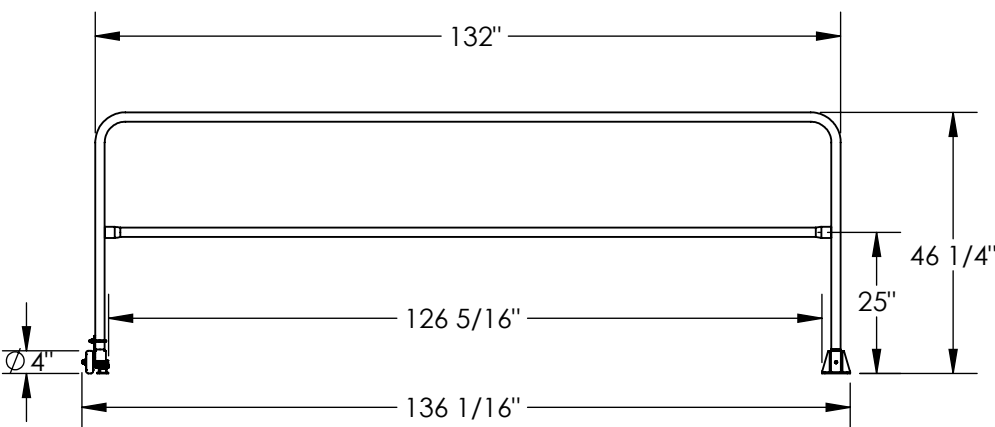


LATCH END

HINGE END

B

DIMENSION TOLERANCE ± 1/4"



GATE OPENS IN JUST ONE DIRECTION.  
LATCH CAN BE POSITIONED TO ALLOW  
OPENING EITHER WAY. HINGE END CAN  
BE LOCATED ON RIGHT OR LEFT SIDE.

## STANDARD FEATURES

MODEL NUMBER: SSG-11-BK  
OVERALL WIDTH: 6 1/2"  
OVERALL LENGTH: 136 1/16"  
INSIDE OPENING LENGTH: 126 5/16"  
GATE LENGTH: 132"  
OVERALL HEIGHT: 46 1/4"  
WELDED STEEL CONSTRUCTION  
TOUGH BAKED IN POWDER COATED BLACK FINISH

## SPECIAL FEATURES

NONE

APPROVAL

I, THE UNDERSIGNED, AGREE THAT THE PRODUCT AS  
REPRESENTED SATISFIES DESIGN AND DIMENSION  
REQUIREMENTS. I ALSO ACKNOWLEDGE MY DUTY TO  
CONFIRM PRODUCT AND INSTALLATION  
COMPLIANCE WITH ALL APPLICABLE FEDERAL, STATE  
AND LOCAL REGULATIONS AND STANDARDS.  
**UNITS REQUIRING APPROVAL DRAWINGS OR  
MODIFIED ARE NON-RETURNABLE**  
[ ] As drawn [ ] As marked

Signed: \_\_\_\_\_ Date: \_\_\_\_\_

Printed Name: \_\_\_\_\_

LEAD TIME WILL START UPON RECEIPT OF SIGNED APPROVAL DRAWING

DISTRIBUTOR'S NAME:

VESTIL MANUFACTURING

P.O.# X

W.O.# X

DRAWN BY: MTS

DATE: 1/15/2013

SALES: X

REFERENCE: X

SCALE: 1:34

FILE NAME:

QUOTED LEAD TIME: X

QUOTE # X

23-007-471-001