



VESTIL MANUFACTURING CORP.

2999 North Wayne Street, P.O. Box 507, Angola, IN 46703

Telephone: (260) 665-7586 -or- Toll Free (800) 348-0868

Fax: (260) 665-1339

www.vestilmfg.com e-mail: sales@vestil.com

CM-1 OIL FILTER CRUSHERS USE AND MAINTENANCE MANUAL



Receiving instructions:

After delivery, IMMEDIATELY remove the packaging from the product in a manner that preserves the packaging; then inspect the product closely to determine whether it sustained damage during transport. **If damage is discovered during the inspection, immediately record a complete description of the damage on the bill of lading.** If the product is undamaged, discard the packaging.

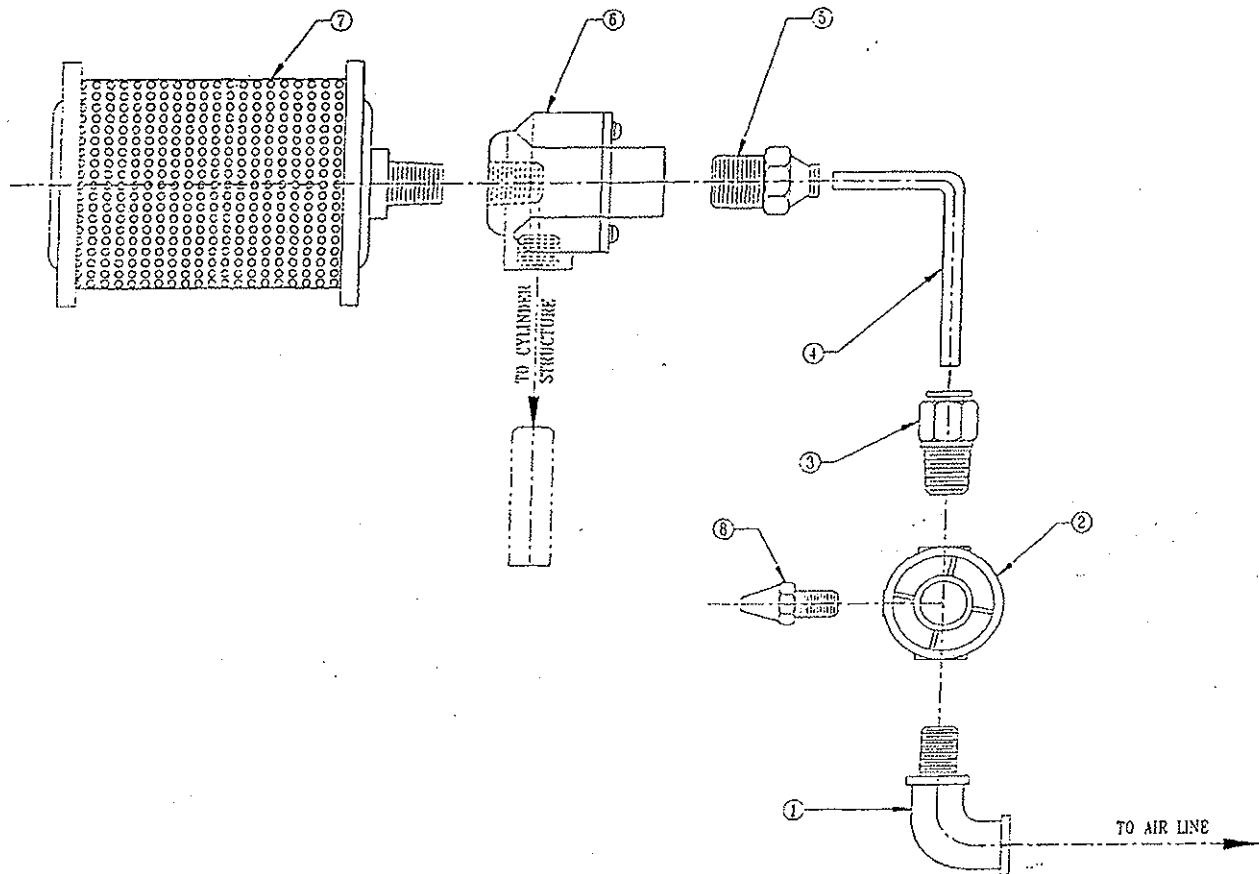
NOTES:

- 1) Compliance with laws, regulations, codes, and non-voluntary standards enforced in the location where the product is *used* is exclusively the responsibility of the owner/end-user.
- 2) VESTIL is **not liable** for any injury or property damage that occurs as a consequence of failing to apply either:
 - a) Instructions in this manual; or
 - b) Information provided on labels affixed to the product. Neither is Vestil responsible for *any* consequential damages sustained as a result of failing to exercise sound judgment while assembling, installing, using or maintaining this product.

INDEX NUMERICAL


<u>PART #</u>	<u>PAGE #</u>	<u>PART #</u>	<u>PAGE #</u>
62300	2-6	100009	4
62363	8	100039	4
62526	4	100076	7
62535	5	100103	6
62540	5	100104	6
62546	3	100134	4
62549	4-6	100158	4
62550	5	100161	4
62551	5	100178	3
62552	2-6	100238	4-7
62553	2-6	100239	4
62554	2-6	100315	4
62555	2	100362	4
62556	2	100363	3
62557	2		
62558	4-6		
62559	3		
62560	5		
62561	5		
62562	7		
62566	7		
62571	8		
62578	4		
62592	2		

PNEUMATICS DIAGRAM



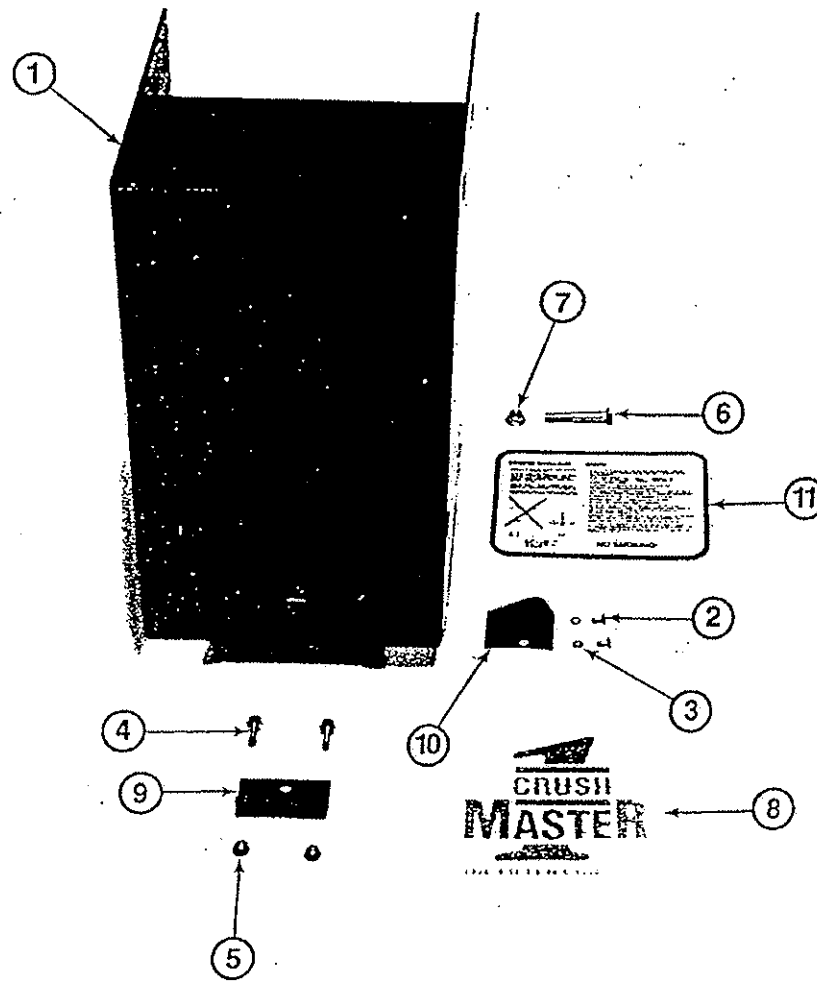
CODE	PART NAME	QUANTITY	PART NUMBER
1	STREET ELBOW 1/4 X 1/4	1	62557
2	AIR VALVE	1	62552
3	MALE FITTING 1/4 X 1/4	1	62592
4	1/4" AIR LINE 22"	1	62555
5	MALE FITTING 1/4 X 3/8	1	62556
6	QUICK EXHAUST VALVE	1	62553
7	EXHAUST MUFFLER	1	62554
8	1/4" MUFFLER	1	62300

DOOR ASSEMBLY



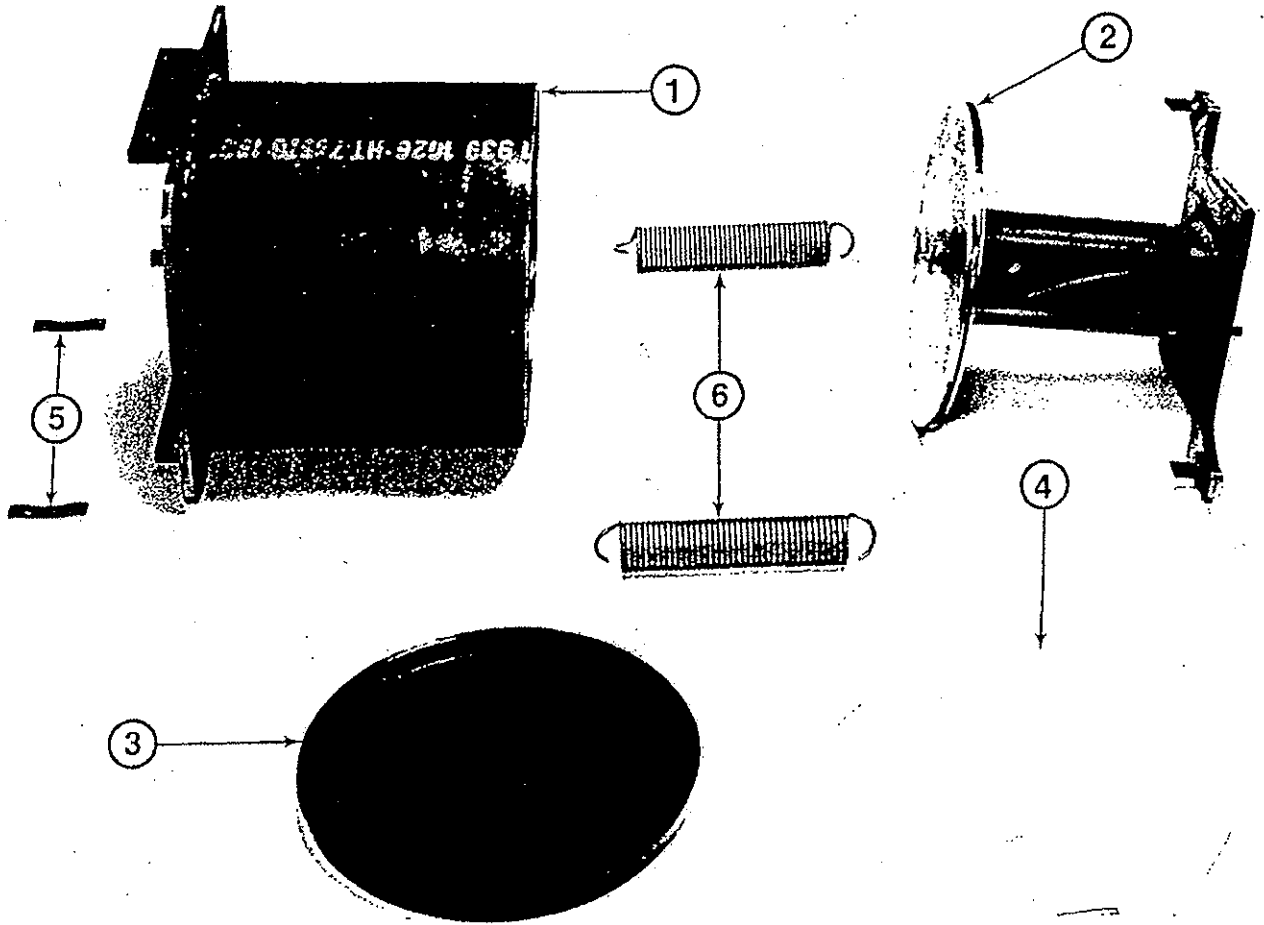
CODE	PART NAME	QUANTITY	PART NUMBER
1	DOOR STRUCTURE	1	62546
2	HEX JAM NUT 1/2-13NC	1	100178
3	SET SCREW 1/2-13NC	1	100363
4	"T" HANDLE DOOR CLOSURE	1	62559

HOUSING ASSEMBLY



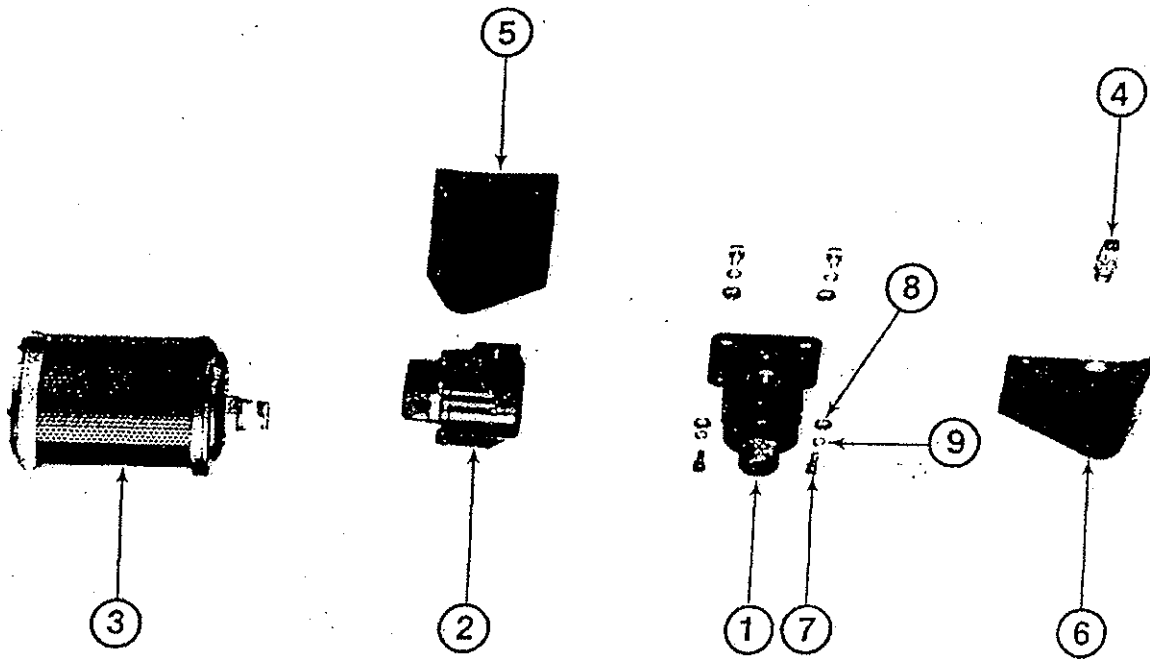
CODE	PART NAME	QUANTITY	PART NUMBER
1	HOUSING STRUCTURE	1	62526
2	HEX HEAD SCREW 1/4-20NC X 1/2"	2	100009
3	1/4" LOCK WASHER	2	100134
4	HEX FLANGE HEADSCREW 3/8-16NC X 1"	2	100238
5	HEX FLANGE HEAD NUT 3/8-16NC	2	100239
#	HEX HEAD SCREW 3/4-10NC X 2"	4	100362
#	HEX NUT 3/4-10NC	4	100161
#	3/4 LOCK WASHER	4	100158
6	HEX HEAD SCREW 1/2-13NC X 3"	1	100315
7	FLANGE LOCK NUT 1/2-13NC	1	100039
8	CRUSH MASTER I DECAL	1	62578
9	ROD GUIDE	1	62558
10	ANGLE AIR VALVE	1	62549
11	WARNING DECAL	1	62580
#	NOT SHOWN		

CYLINDER ASSEMBLY



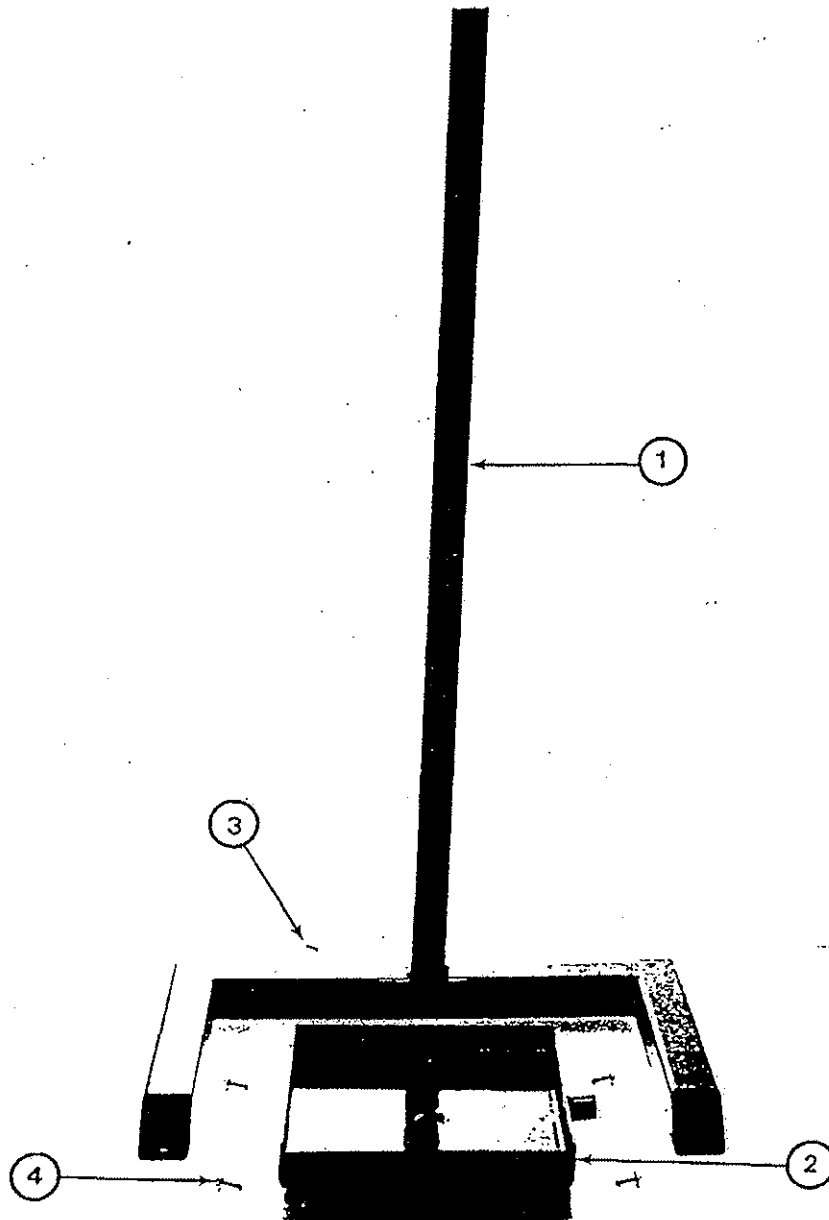
CODE	PART NAME	QUANTITY	PART NUMBER
1	CYLINDER STRUCTURE	1	62535
2	PISTON STRUCTURE	1	62540
3	"U" CUP SEAL	1	62560
4	SEAL WIPER	2	62561
5	SPRING BARS	2	62551
6	SPRINGS	2	62550

VALVES AND BRACKETS



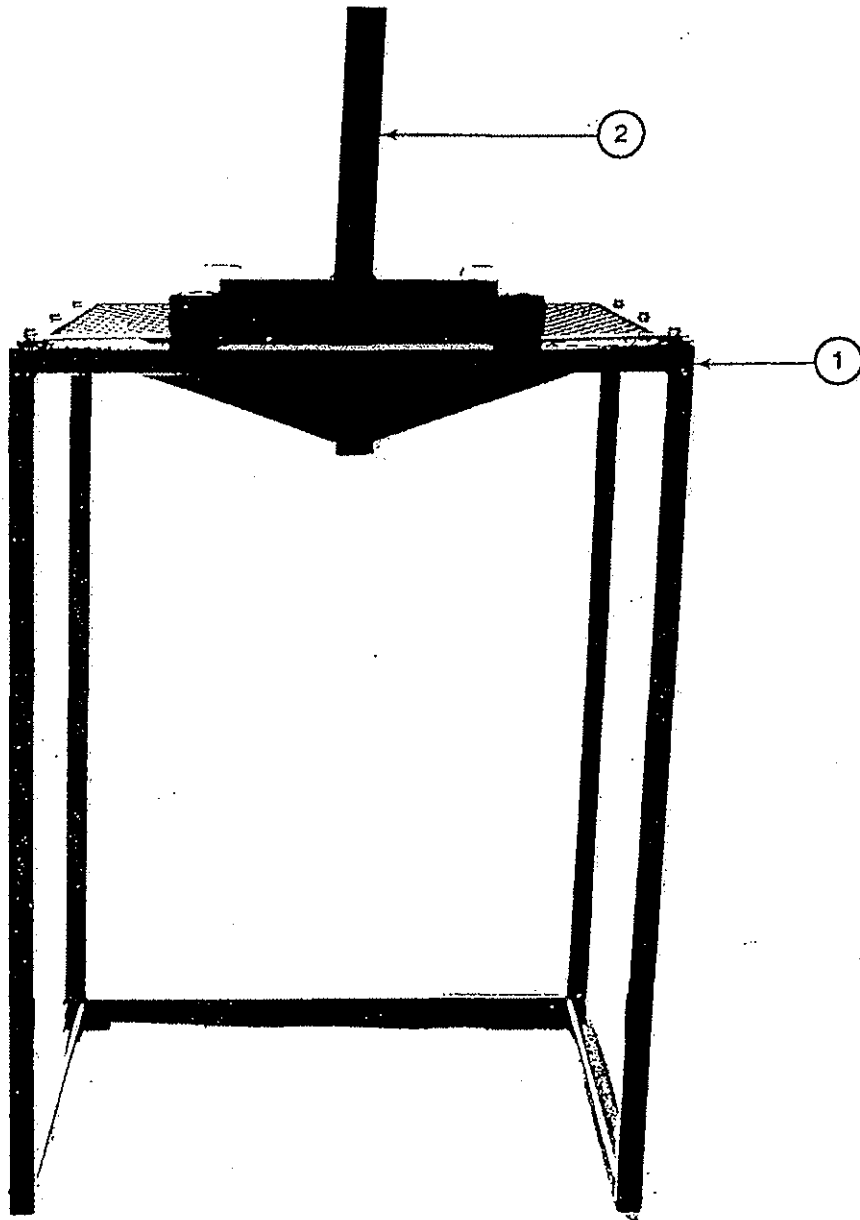
CODE	PART NAME	QUANTITY	PART NUMBER
1	AIR VALVE	1	62552
2	QUICK EXHAUST VALVE	1	62553
3	EXHAUST MUFFLER	1	62554
4	1/4" MUFFLER	1	62300
5	ROD GUIDE	1	62558
6	ANGLE AIR VALVE	1	62549
7	HEX NUT #8-32	4	100115
8	ROUND HEAD MACHINE SCREW #8-32 X 7/16	4	100108
9	LOCK WASHER	4	100099

LARGE TUBE STAND ASSEMBLY



CODE	PART NAME	QUANTITY	PART NUMBER
1	STAND STRUCTURE	1	62566
2	DRAIN PAN ASSEMBLY	1	62562
3	SHEET METAL SCREW 3/8-16NC X 3/4"	1	100076
4	HEX FLANGE HEAD SELF LOCKING SCREW 3/8-16NC X 1"	4	100238

HEAVY STAND ASSEMBLY



CODE	PART NAME	QUANTITY	PART NUMBER
1	STAND ASSEMBLY	1	62363
2	ADAPTER STAND STRUCTURE	1	62571