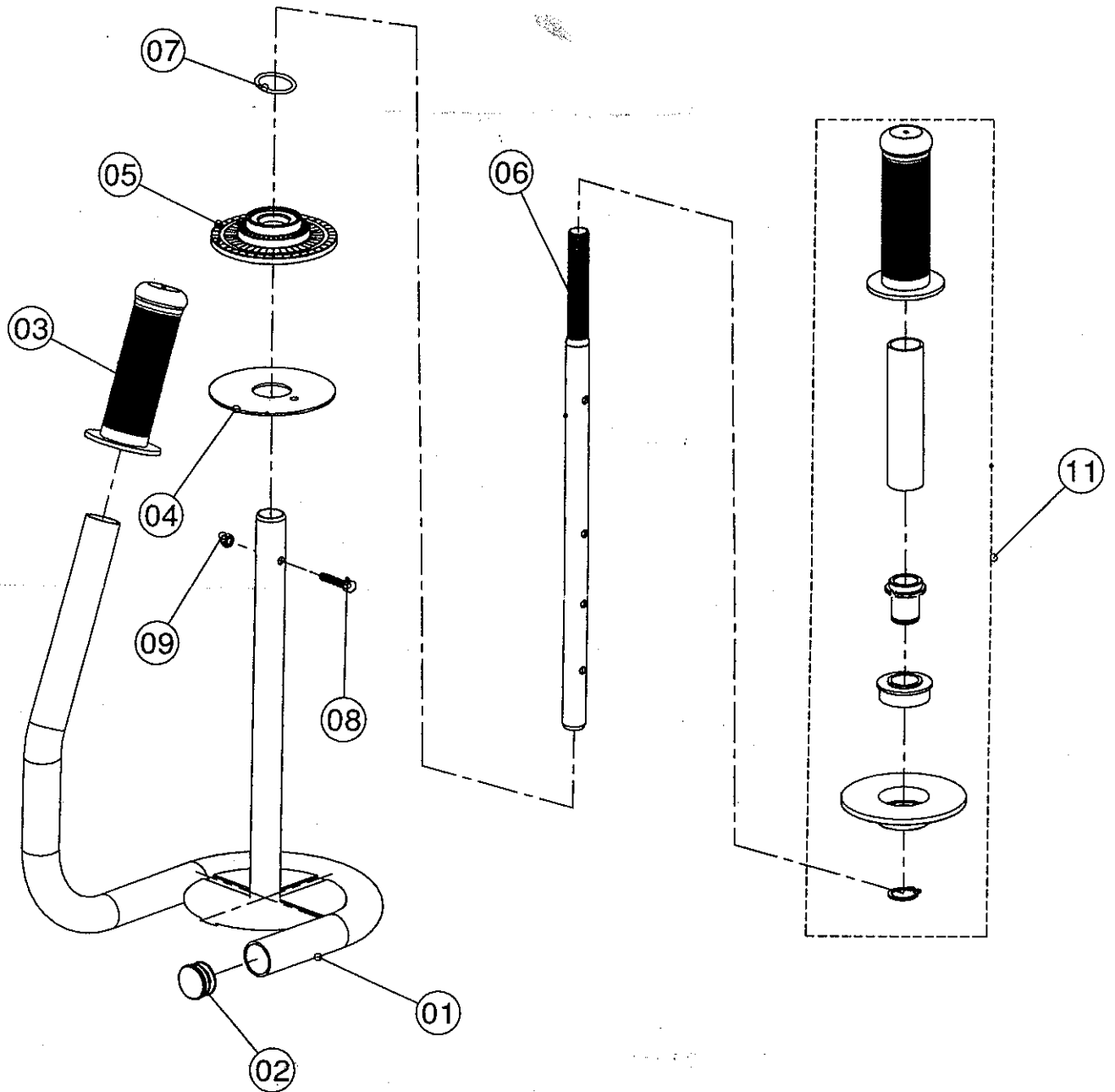


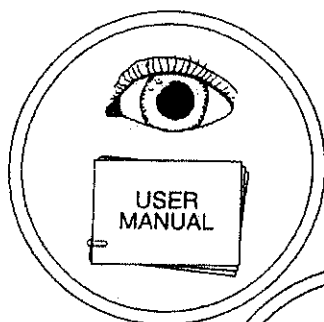
FILM DISPENSER

YYW453-01



Part No.	Part Name	Qty/Tool	Part No.	Part Name	Qty/Tool
01	Body	1	06	Adjusting Tube	1
02	Tube Insert	1	07	Rubber Ring	1
03	Grip	1	08	Screw	1
04	Rubber Pad	1	09	Nut	1
05	Aluminium Base	1	11	Handle Assembly	1


SAFETY INSTRUCTIONS FOR PACKING TOOLS & CUTTERS



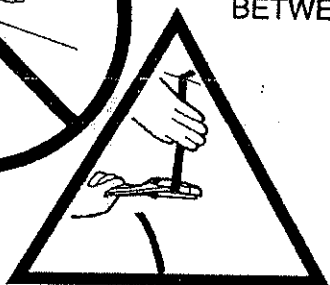
1. THIS TOOL (OR CUTTER) WAS DESIGNED AND MANUFACTURED FOR SAFE HANDLING DURING THE OPERATION, FOR EFFECTIVE SERVICE, PLEASE READ AND FOLLOW ALL SAFETY, MAINTENANCE AND OPERATING INSTRUCTIONS.




2. ALWAYS WEAR EYE, FACE, AND HAND PROTECTION WHEN OPERATING THIS TOOL.



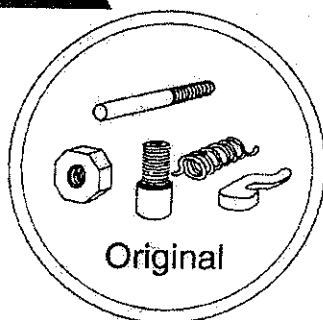
3. DO NOT PUT HANDS OR OTHER PARTS OF THE BODY BETWEEN THE STRAP AND THE PACKAGE.



4. WHEN CUTTING THE STRAP, HOLD THE UPPER PORTION AND STAND AT A SAFE DISTANCE AWAY FROM THE STRAP, AS THE LOWER STRAP WILL SNAP FORWARD.



5. DO NOT STAND IN LINE WITH THE STRAP WHILE IT IS BEING TENSIONED, THE STRAP COULD BREAK IF OVER TENSIONED.



6. USE THE ORIGINAL PACKING PRODUCTS REPLACEMENT PARTS.

MAINTENANCE INSTRUCTIONS

- CLEAN THIS TOOL WITH BRUSH OR PERIODICALLY BLOWING DUST OR DIRT OFF, WITH CLEAN, DRY COMPRESSED AIR.
- APPLY LIGHT MACHINE OIL TO ALL MOVING PARTS.